

## Infinite Campus Account Creation

\*For grades 4-12 only.

\*To prevent errors,

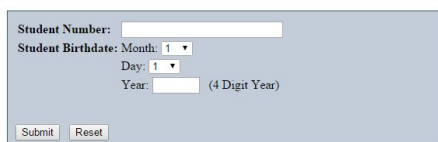
**DO NOT use your student's account!**

1. Obtain **Student ID Number** from student schedule
2. Go to <https://goo.gl/Q4fHKs> (pictured below)
3. Enter **Student ID Number and birthdate**
4. Submit. You will be given an Activation Key.

---

### Portal Activation Key Lookup

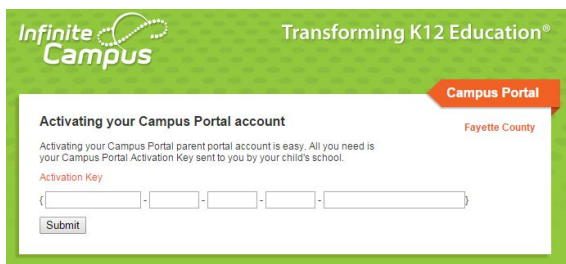
---




Student Number:

Student Birthdate: Month:  Day:  Year:  (4 Digit Year)

5. Go to <https://goo.gl/V3tAMt> (pictured below)
6. Enter **Activation Key**
7. Submit



 Transforming K12 Education®

**Campus Portal**

Activating your Campus Portal account

Fayette County

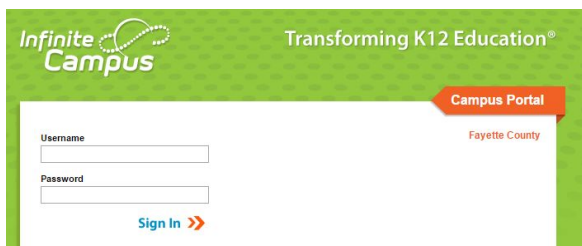
Activating your Campus Portal parent portal account is easy. All you need is your Campus Portal Activation Key sent to you by your child's school.


Activation Key

{  -  -  -  -  }

8. Enter desired **Username** and **Password** information  
*NOTE: Please do NOT use a numeric only username as it may conflict with a student account.*
9. Click **Create Account**

10. Go to **fcboe.org**
11. Click **Campus Portal**
12. Enter new **Username** and **Password** to log in (pictured below)



 Transforming K12 Education®

**Campus Portal**

Fayette County

Username

Password

[Sign In >>](#)

\*\*\*You can also download the **Campus Portal app** for your iPhone or Android devices from iTunes/Google Play! Our Fayette County District ID is **JQLJVC**. You will be prompted to enter this when setting up the app.